

PILZ UPLIGHT LO

311RA02L11



Descrizione del prodotto / Product description

Incasso LED per esterno ad emissione spot.

Corpo interno dissipante in alluminio anodizzato, lente in PMMA trasparente vibrolucidato e flangia in Acciaio Inox AISI316L o bronzo naturale.

Ottica ad emissione spot.

Pressacavo posteriore IP68.

Power LED di potenza ad altissima efficienza CRI ≥90.

Cavo di collegamento in neoprene, fornito con sistema di connessione rapida termoretraibile (vedi istruzioni di montaggio).

Recessed spot LED.

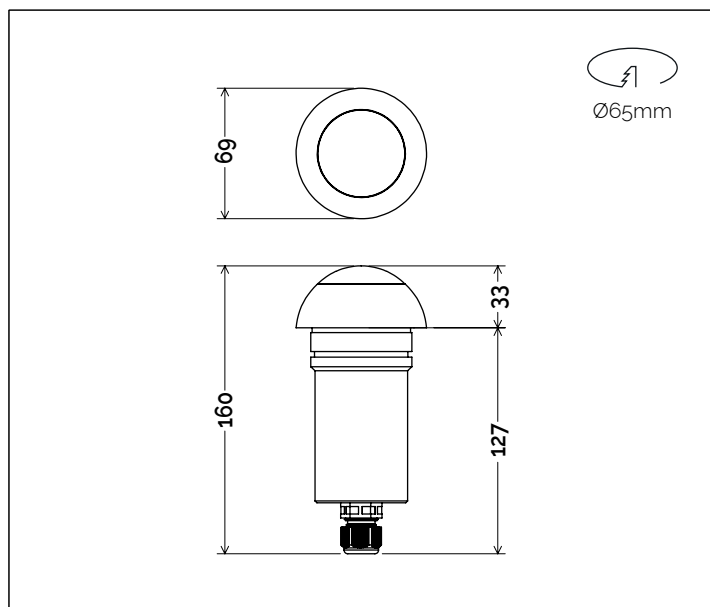
Heat-sink made of anodized aluminium, clear PMMA optic, and upper flange made of Stainless Steel AISI316L or natural bronze.

Spot optic.

Rear co-printed cable gland IP68.

Power LED with very high efficiency CRI ≥90.

Neoprene cable connection cable Supplied with heat shrink fast connection system (see assembly instructions)



Dati tecnici | Technical Info

* su richiesta / on requests

Finiture Finishes	● 1002 Acciaio Inox Satinato AISI316L Satin Stainless Steel AISI316L
	● 1012 Bronzo Naturale Natural Bronze
	● Verniciati RAL RAL Paintings*
Potenza Power	3W
Corrente Current	-
Tensione Voltage	24Vdc
Tolleranza cromatica Chromatic tolerance	3 SDCM
Flusso luminoso Luminous Flux	236lm
Mantenimento del flusso luminoso Flux Maintenance	≥50.000h
Temperature di esercizio Operating temperature	-20° ~ 45°

Simbologia tecnica Technical informations

	Conforme alle direttive CE
	Conforme alle normative RoHs
	Classe III
	Indice di Protezione IP65
	Connettore stagno in dotazione

Temperatura di Colore Color Temperature

9027 - 2700K CRI 92
9030 - 3000K CRI 92
9040 - 4000K CRI 92

Ottiche Optics

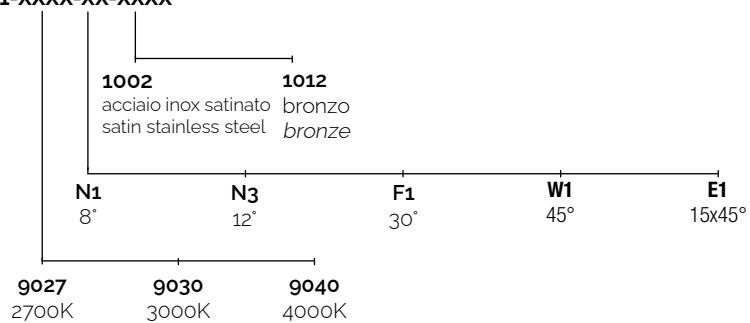
	N1 -8° (Very Narrow Beam)
	N3 -12° (Narrow Beam)
	F1 -30° (Flood Beam)
	W1 -45° (Wide Flood Beam)
	E1 -15°x45° (Elliptical Beam)

Sistemi di Controllo Control System

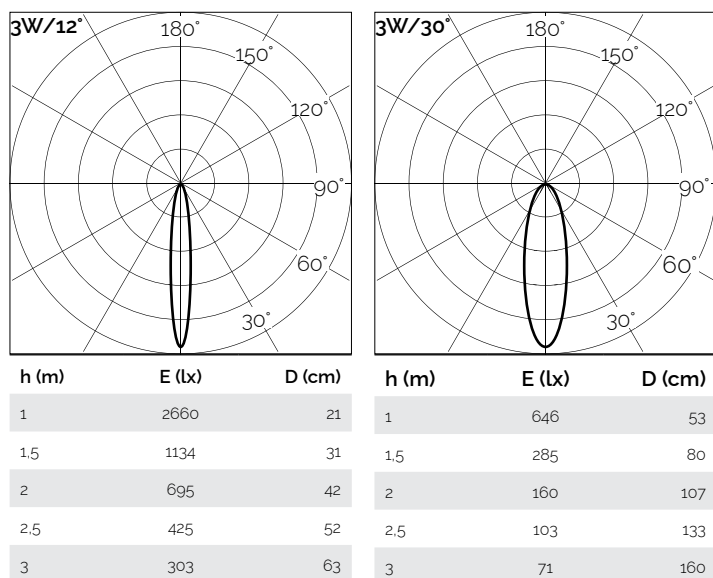
	On / Off (incluso / included)
	Push * (remoto escluso / remote excluded)
	1-10V (remoto escluso / remote excluded)
	DALI * (remoto escluso / remote excluded)

Creazione Codice | Code construction

311RA02H11-XXXX-XX-XXXX

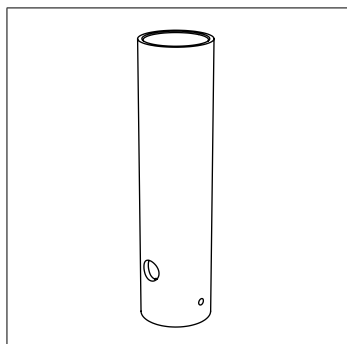


Dati Fotometrici | Photometric Specification



Accessori | Accessories

9A022



Cassaforma per incasso a terra
(Ø63mm H.250mm)

Recessed Ground Box
(Ø63mm H.250mm)

Alimentatori | *Led Driver*

Tipo Alim. / Driver Type	potenza / power	tensione / voltage	dimensioni / dimensions	n. prodotti	IP	codice / code
ON/OFF	10W	24Vdc	39x22x75mm	1 ~ 3	20	9M301
	14W	24Vdc	38x25x79mm	1 ~ 4	67	9M401
DALI2	60W	24Vdc	35x53x150mm	1 ~ 18	67	9M805